Safety limit switches — Limit switches with pull button reset

AP_R series 30 mm. polymeric limit switches - IP 65 - 1 cable inlet

Cable inlets
- **AP1:** PG 13.5
- **AP2:** 1/2" NPT (with adapter)
- **AP3:** PG 11
- **AP4:** M 16 x 1.5
- **AP5:** M 20 x 1.5

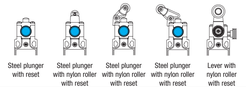

Contact blocks	R11	R13	R31	R32	R41
Z11 Snap Action Contacts (1NO + 1NC)	AP*R11Z11	AP*R13Z11	AP*R31Z11	AP*R32Z11	AP*R41Z11
Z02 Snap Action Contacts (2NC)	AP*R11Z02	AP*R13Z02	AP*R31Z02	AP*R32Z02	AP*R41Z02
X11 Non overlapping Slow Action Contacts (1NO + 1NC)	AP*R11X11	AP*R13X11	AP*R31X11	AP*R32X11	AP*R41X11
W02 Slow Action Contacts (2NC)	AP*R11W02	AP*R13W02	AP*R31W02	AP*R32W02	AP*R41W02

Other versions available on request

AM_R series 30 mm. metal limit switches - with polymeric working heads - IP 66 - 1 cable inlet

Cable inlets
- **AM1:** PG 13.5
- **AM2:** 1/2" NPT
- **AM3:** PG 11
- **AM4:** M 16 x 1.5
- **AM5:** M 20 x 1.5

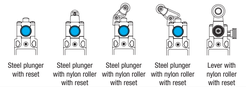

Contact blocks	R11	R13	R31	R32	R41
Z11 Snap Action Contacts (1NO + 1NC)	AM*R11Z11	AM*R13Z11	AM*R31Z11	AM*R32Z11	AM*R41Z11
Z02 Snap Action Contacts (2NC)	AM*R11Z02	AM*R13Z02	AM*R31Z02	AM*R32Z02	AM*R41Z02
X11 Non overlapping Slow Action Contacts (1NO + 1NC)	AM*R11X11	AM*R13X11	AM*R31X11	AM*R32X11	AM*R41X11
W02 Slow Action Contacts (2NC)	AM*R11W02	AM*R13W02	AM*R31W02	AM*R32W02	AM*R41W02

Other versions available on request

DP_R series 50 mm. polymeric limit switches - IP 65 - 2 cable inlets

Cable inlets
- **DP1:** PG 13.5
- **DP2:** 1/2" NPT (with adapter)
- **DP3:** PG 11
- **DP4:** M 16 x 1.5
- **DP5:** M 20 x 1.5

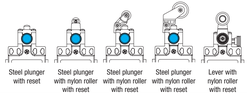

Contact blocks	R11	R13	R31	R38	R41
Z11 Snap Action Contacts (1NO + 1NC)	DP*R11Z11	DP*R13Z11	DP*R31Z11	DP*R38Z11	DP*R41Z11
Z02 Snap Action Contacts (2NC)	DP*R11Z02	DP*R13Z02	DP*R31Z02	DP*R38Z02	DP*R41Z02
X11 Non overlapping Slow Action Contacts (1NO + 1NC)	DP*R11X11	DP*R13X11	DP*R31X11	DP*R38X11	DP*R41X11
W02 Slow Action Contacts (2NC)	DP*R11W02	DP*R13W02	DP*R31W02	DP*R38W02	DP*R41W02

Other versions available on request

DM_R series 50 mm. metal limit switches - with polymeric working heads - IP 66 - 3 cable inlets

Cable inlets
- **DM1:** PG 13.5
- **DM2:** 1/2" NPT
- **DM3:** PG 11
- **DM4:** M 16 x 1.5
- **DM5:** M 20 x 1.5

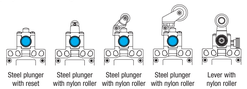

Contact blocks	R11	R13	R31	R38	R41
Z11 Snap Action Contacts (1NO + 1NC)	DM*R11Z11	DM*R13Z11	DM*R31Z11	DM*R38Z11	DM*R41Z11
Z02 Snap Action Contacts (2NC)	DM*R11Z02	DM*R13Z02	DM*R31Z02	DM*R38Z02	DM*R41Z02
X11 Non overlapping Slow Action Contacts (1NO + 1NC)	DM*R11X11	DM*R13X11	DM*R31X11	DM*R38X11	DM*R41X11
W02 Slow Action Contacts (2NC)	DM*R11W02	DM*R13W02	DM*R31W02	DM*R38W02	DM*R41W02

Other versions available on request

Safety limit switches — Limit switches with keys, shaft lever or pull wire

Electrical Connection
Replace the symbol "*" with the required thread:
- **1:** for PG 13,5 Cable Gland
- **2:** for 1/2" NPT Cable Gland (with adapter in SP and SDP series)
- **3:** for PG11 Cable Gland
- **4:** for M16 x 1,5 Cable Gland
- **5:** for M20 x 1,5 Cable Gland

SP_K Series
30 mm polymeric casing.
1 cable inlet. IP 65

Contact blocks	K20	K120	K7*	K61	K96	K98
Z11 (1NO+1NC)	SP*K20Z11	SP*K120Z11	SP*K7*Z11	SP*K61Z11	SP*K96Z11	SP*K98Z11
Z02 (2NC)	SP*K20Z02	SP*K120Z02	SP*K7*Z02	SP*K61Z02	SP*K96Z02	SP*K98Z02
X11 (1NO+1NC)	SP*K20X11	SP*K120X11	SP*K7*X11	SP*K61X11	SP*K96X11	SP*K98X11
Y11 (1NO+1NC)	SP*K20Y11	SP*K120Y11	SP*K7*Y11	SP*K61Y11	SP*K96Y11	SP*K98Y11
W02 (2NC)	SP*K20W02	SP*K120W02	SP*K7*W02	SP*K61W02	SP*K96W02	SP*K98W02

SM_K Series
30 mm metal casing.
1 cable inlet. IP 66

Contact blocks	K20	K120	K7*	K61	K96	K98
Z11 (1NO+1NC)	SM*K20Z11	SM*K120Z11	SM*K7*Z11	SM*K61Z11	SM*K96Z11	SM*K98Z11
Z02 (2NC)	SM*K20Z02	SM*K120Z02	SM*K7*Z02	SM*K61Z02	SM*K96Z02	SM*K98Z02
X11 (1NO+1NC)	SM*K20X11	SM*K120X11	SM*K7*X11	SM*K61X11	SM*K96X11	SM*K98X11
Y11 (1NO+1NC)	SM*K20Y11	SM*K120Y11	SM*K7*Y11	SM*K61Y11	SM*K96Y11	SM*K98Y11
W02 (2NC)	SM*K20W02	SM*K120W02	SM*K7*W02	SM*K61W02	SM*K96W02	SM*K98W02

SDP_K Series
50 mm polymeric casing.
2 cable inlets. IP 65

Contact blocks	K20	K120	K7*	K61	K96	K98
Z11 (1NO+1NC)	SDP*K20Z11	SDP*K120Z11	SDP*K7*Z11	SDP*K61Z11	SDP*K96Z11	SDP*K98Z11
Z02 (2NC)	SDP*K20Z02	SDP*K120Z02	SDP*K7*Z02	SDP*K61Z02	SDP*K96Z02	SDP*K98Z02
X11 (1NO+1NC)	SDP*K20X11	SDP*K120X11	SDP*K7*X11	SDP*K61X11	SDP*K96X11	SDP*K98X11
Y11 (1NO+1NC)	SDP*K20Y11	SDP*K120Y11	SDP*K7*Y11	SDP*K61Y11	SDP*K96Y11	SDP*K98Y11
W02 (2NC)	SDP*K20W02	SDP*K120W02	SDP*K7*W02	SDP*K61W02	SDP*K96W02	SDP*K98W02

SDM_K Series
50 mm metal casing.
3 cable inlets. IP 66

Contact blocks	K20	K120	K7*	K61	K96	K98
Z11 (1NO+1NC)	SDM*K20Z11	SDM*K120Z11	SDM*K7*Z11	SDM*K61Z11	SDM*K96Z11	SDM*K98Z11
Z02 (2NC)	SDM*K20Z02	SDM*K120Z02	SDM*K7*Z02	SDM*K61Z02	SDM*K96Z02	SDM*K98Z02
X11 (1NO+1NC)	SDM*K20X11	SDM*K120X11	SDM*K7*X11	SDM*K61X11	SDM*K96X11	SDM*K98X11
Y11 (1NO+1NC)	SDM*K20Y11	SDM*K120Y11	SDM*K7*Y11	SDM*K61Y11	SDM*K96Y11	SDM*K98Y11
W02 (2NC)	SDM*K20W02	SDM*K120W02	SDM*K7*W02	SDM*K61W02	SDM*K96W02	SDM*K98W02

Safety limit switches — Limit switches with keys or pull wire

Electrical Connection
Replace the symbol "*" with the required thread:
- **1:** for PG 13,5 Cable Gland
- **2:** for 1/2" NPT Cable Gland
- **5:** for M20 x 1,5 Cable Gland

SBM_K Series
40 mm aluminium casing.
1 cable inlet. IP 66

Contact blocks	K40	K97	K99
Z11 (1NO+1NC)	SBM*K40Z11	SBM*K97Z11	SBM*K99Z11
Z02 (2NC)	SBM*K40Z02	SBM*K97Z02	SBM*K99Z02
X11 (1NO+1NC)	SBM*K40X11	SBM*K97X11	SBM*K99X11
Y11 (1NO+1NC)	SBM*K40Y11	SBM*K97Y11	SBM*K99Y11
W02 (2NC)	SBM*K40W02	SBM*K97W02	SBM*K99W02
X21 (2NO+1NC)	SBM*K40X21	SBM*K97X21	SBM*K99X21
X12 (1NO+2NC)	SBM*K40X12	SBM*K97X12	SBM*K99X12
W03 (3NC)	SBM*K40W03	SBM*K97W03	SBM*K99W03

SCM_K Series
60 mm aluminium casing.
3 cable inlets. IP 66

Contact blocks	K40	K97	K99
Z11 (1NO+1NC)	SCM*K40Z11	SCM*K97Z11	SCM*K99Z11
Z02 (2NC)	SCM*K40Z02	SCM*K97Z02	SCM*K99Z02
X11 (1NO+1NC)	SCM*K40X11	SCM*K97X11	SCM*K99X11
Y11 (1NO+1NC)	SCM*K40Y11	SCM*K97Y11	SCM*K99Y11
W02 (2NC)	SCM*K40W02	SCM*K97W02	SCM*K99W02
X21 (2NO+1NC)	SCM*K40X21	SCM*K97X21	SCM*K99X21
X12 (1NO+2NC)	SCM*K40X12	SCM*K97X12	SCM*K99X12
W03 (3NC)	SCM*K40W03	SCM*K97W03	SCM*K99W03

SBP_K Series
40 mm polymeric casing.
1 cable inlet. IP 65

Contact blocks	K30
Z11 (1NO+1NC)	SBP*K30Z11
Z02 (2NC)	SBP*K30Z02
X11 (1NO+1NC)	SBP*K30X11
Y11 (1NO+1NC)	SBP*K30Y11
W02 (2NC)	SBP*K30W02
X21 (2NO+1NC)	SBP*K30X21
X12 (1NO+2NC)	SBP*K30X12
W03 (3NC)	SBP*K30W03

Operating keys (to be ordered separately)

Description	Bent key	Flat key	Bent key	Flat key	Shock absorbing bent key	Shock absorbing flat key	Adjustable joint key
Centre distance fixing holes	22	22	13	13	15	15	40
Order code							
For operating heads K20 and K120	**13**	**14**	**15**	**16**	**17**	**18**	**19**
For operating heads K30 and K40			**35**	**36**			**39**

Foot Switches Double insulation - Plastic Casing IP65

PS... / PD... Series

Example: P S 1 2 1 1
Structure: P

- **S** = Simple Foot Switch; **D** = Double Foot Switch
- **1** = Shock-resistant ABS material
- **1** = Free movement of the lever; **2** = Movement of the lever dependent of the safety device notch; **3** = Device to maintain the lever in lowered down position
- **Contact blocks:** **1** = One (NO+NC) slow action contact; **2** = One (NO+NC) slow action contact; **3** = Two (NO+NC) snap action contacts; **4** = Two (NO+NC) slow action contacts
- **Cover colour:** **1** = Yellow / **2** = Grey / **3** = Yellow + Grey (PD version) / **4** = Red; **5** = Yellow + Red / **6** = Light grey base and cover

Note: *It is possible to order the UL approved version by adding */V0 to the symbols shown above (Ex. PS1211/V0)*

Mini Foot Switches

MP... Series

Example: MP61 2 1
Structure: MP61

- **1** = Grey base; **2** = Black base
- **Cover colour:** **1** = Yellow / **2** = Grey; **3** = Black / **4** = Red

Double insulation
Plastic casing IP40

Example of application



Type A

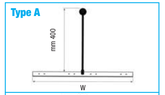

Type B

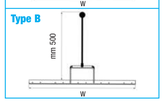

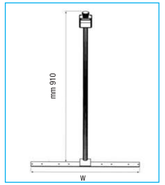

Order Code	Description	W (mm)	Type
PD1000	Max 2 Foot Switches*	350	A
PD1001	Max 3 Foot Switches*	520	B
PD1002	Max 4 Foot Switches*	700	A
PD1003	Max 5 Foot Switches*	850	B

** Foot Switches not included*

Note: Each carrying rod kit includes necessary fixing screws and cable glands for the specified number of foot switches.

Order Code	Description	W (mm)
GR2025	For 1 Foot Switch only*	230
GR2026	Max 2 Foot Switches*	350
GR2027	Max 3 Foot Switches*	530
GR2028	Max 4 Foot Switches*	700

** Foot Switches not included*

Attention!
Push button and plastic box not included:
please consult our "Control Units 822" catalog.

Note: Each carrying rod kit includes necessary fixing screws and cable glands for the specified number of foot switches.

COMEPI
componenti elettrici per industria

COMEPI srl
23899 Robbiate (Lecco) Italy - Via Novarino 9/L
Tel. +39 039 990 6408 - Fax +39 039 990 6203
www.comepi.it - e-mail: comepi@comepi.it

CA0571-SC0309-TC

COMEPI
componenti elettrici per industria

PRODUCT GUIDE
LIMIT AND FOOT SWITCHES